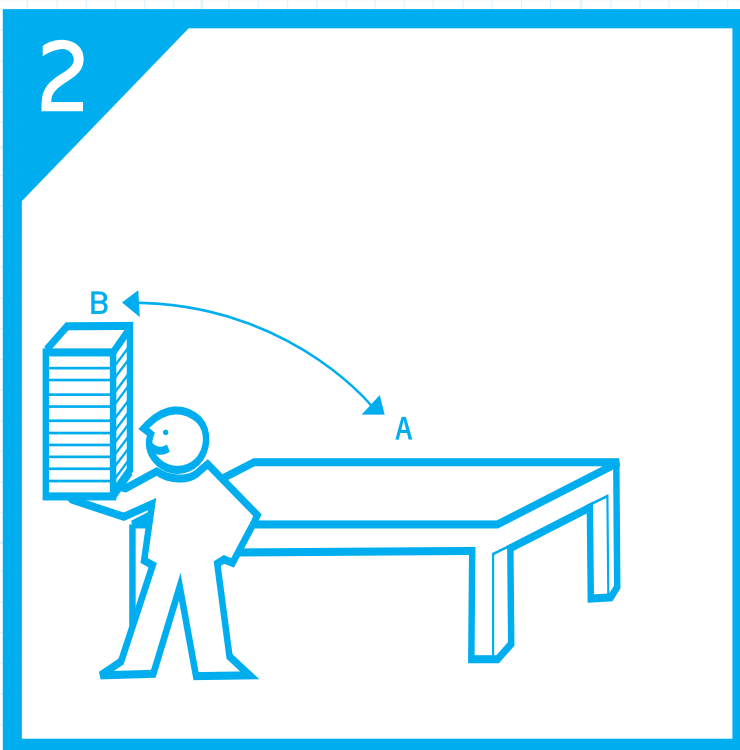




Determine the most prominent display space in the bookstore. (A)




Clear that table of all books, moving them to the back of the store where they belong (in alphabetical order, or however the establishment arranges its books). (A>B)




Gather all of the George Saunders books you can find. NOTE: If there are not enough George Saunders books available, you may need to make color copies of Saunders book jackets and wrap them around other books.



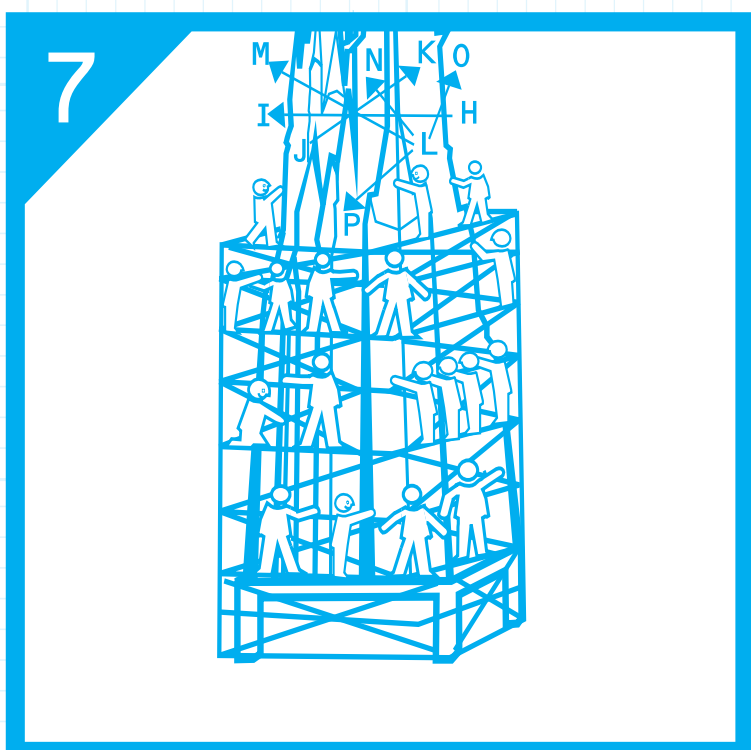
Find a friend - or make one (See Instructional Poster #1173) - to help you build a sturdy foundation. (C)




Erect pillars and raise walls (C>D,E,F) to construct an atrium (G). NOTE: Do not use paperbacks as key elements of structural support without reinforcing their rigidity with a material equivalent to hi-grade corrugated cardboard.



Lay another level of foundation to reinforce the superstructure atop G. You may wish to pursue various options in human cloning (See Instructional Poster #2A) to meet staffing needs.

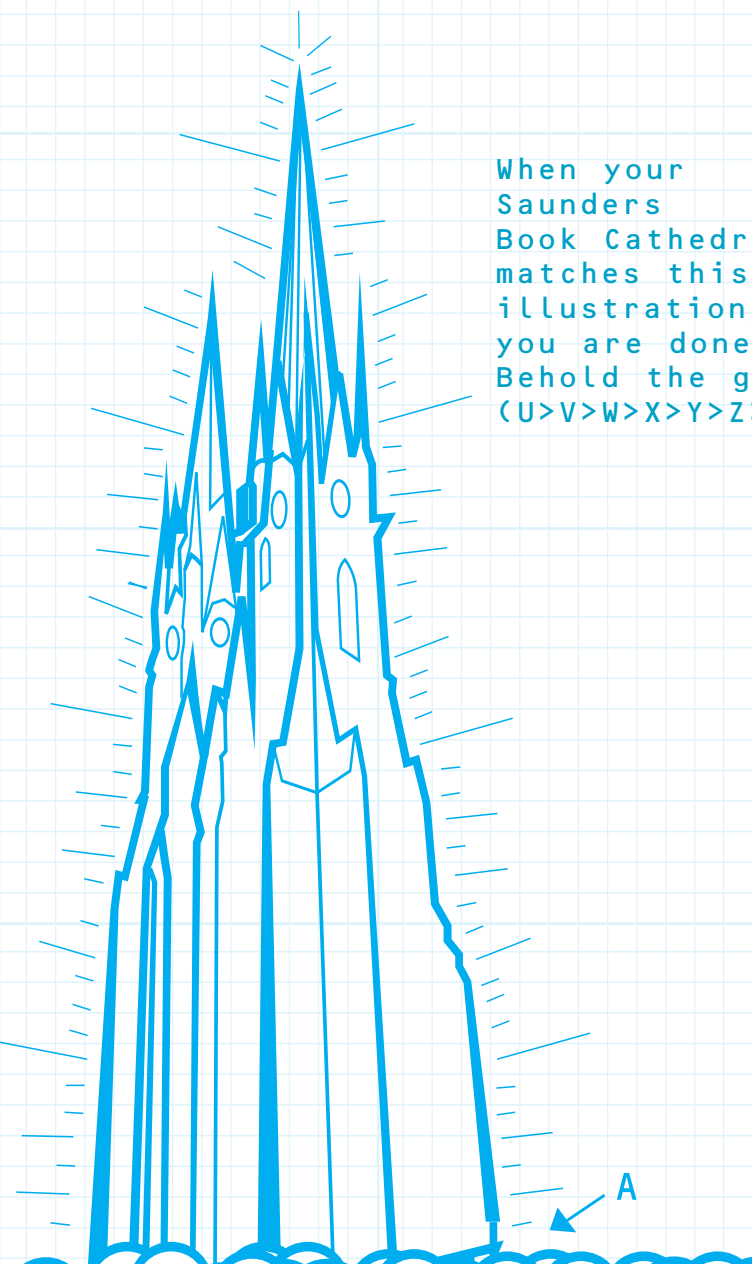


Construct towers, steeple, and flying buttresses. (H>I, J>K, L>M>N>O>P)



Repeat steps 5-7, attaching A to P, B to O, and so forth. (Q)

Illustrations copyright © Ben Gibson



When your Saunders Book Cathedral™ matches this illustration, you are done. Behold the glory. (U>V>W>X>Y>Z>A)

MATERIALS YOU WILL NEED:



OPTIONAL MATERIALS:

- 1. COLOR PHOTOCOPIER
- 2. HI-GRADE CORRUGATED CARDBOARD OR EQUIVALENT
- 3. INSTRUCTIONAL POSTERS #1173 AND #2A

